




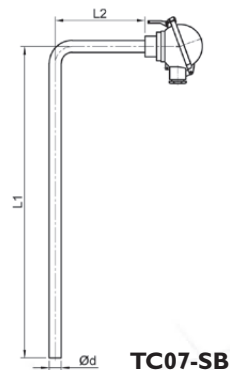
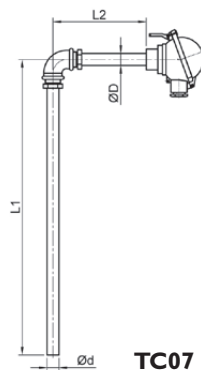
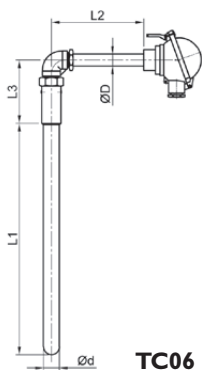
L TYPE THERMOCOUPLES



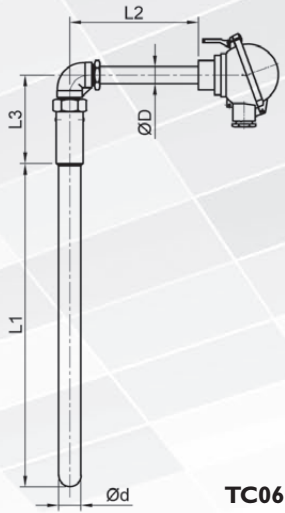
Elimko L Type Thermocouple Coding

Drawing Number	L ₁ Length selected in Code	Standard corresponding to L ₁ ; L ₂	L ₁ ×L ₂ in mm	L ₃ (mm)
TC06	L ₁ = 30 cm L ₁ = 50 cm L ₁ = 71 cm	L ₂ = 30 cm L ₂ = 50 cm L ₂ = 50 cm	L ₁ ×L ₂ = 300×300 mm L ₁ ×L ₂ = 500×500 mm L ₁ ×L ₂ = 710×500 mm	460 mm 660 mm 860 mm
TC07	L ₁ = 30 cm L ₁ = 50 cm L ₁ = 71 cm	L ₂ = 30 cm L ₂ = 50 cm L ₂ = 57 cm	L ₁ ×L ₂ = 300×300 mm L ₁ ×L ₂ = 500×500 mm L ₁ ×L ₂ = 710×570 mm	
TC07-SB (Rod material)	Same with the above	Same with the above	L ₁ +L ₂ max= 1200 mm	

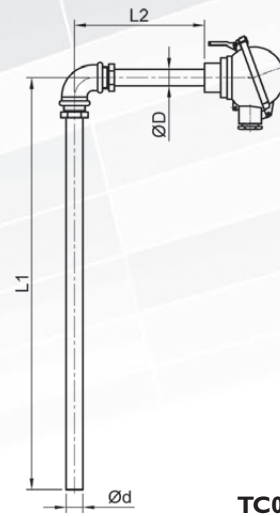
For code generation for L type thermocouple selection, the straight type thermocouple coding list is used. Type L thermocouple drawing can be TC06 or TC07. As you can see in the drawing below, L₁ size is Immersion length. In the L-type thermocouple code, the figure in height is L₁. In standard types, L₂ length is automatically determined when L₁ is detected. Special requests must be specified separately. L₂ is given to the side of the L₁.



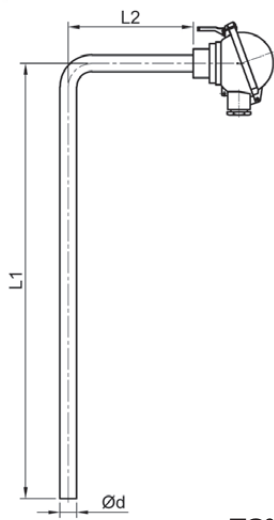
Elimko L Type Thermocouples



TC06



TC07



TC07-SB

C





INSET AND THERMOCOUPLES WITH INSETS

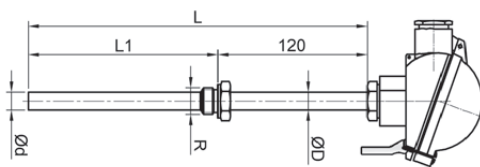


Elimko Inset Type and Inset Thermocouple Coding

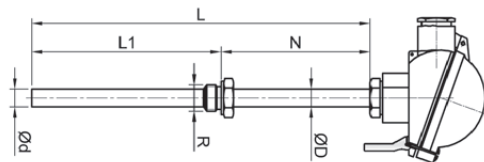
Straight type thermocouples coding table is applied exactly for the selection of the thermocouples of the inset type TC03, TC04 and TC30. For this type of thermocouples length is written in cm. Length for inset types are written in the code list in mm. Also the lengths to be installed inside the standard lengths are standard.

EXAMPLE: TC05 - 1 J 1 P 06 - 315 / TC05 - 1 K 1 P 08 - 430

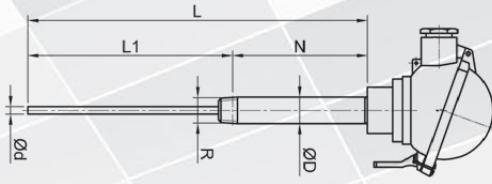
Elimko Inset Type and Inset Thermocouples



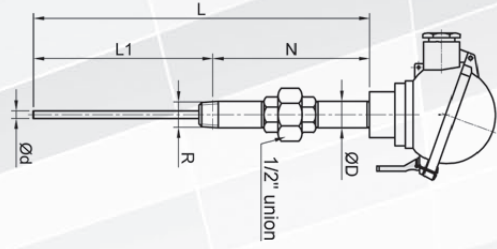
TC03



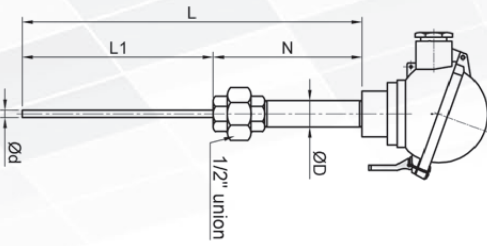
TC04



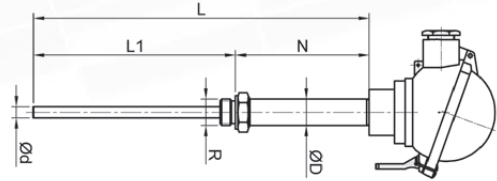
TC30-N Nipple



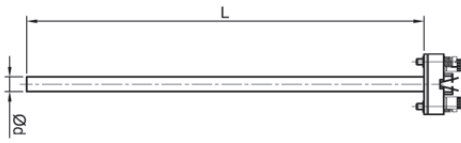
TC30-NUN Nipple-Union-Nipple



TC30-NU Nipple-Union



TC30-R Flat-Thread



TC05

